



Use this page to write field notes for the different seeds you see. Draw the seed in the box and write your notes on the lines.



Two horizontal lines for writing field notes, corresponding to the first drawing box.


Three horizontal lines for writing field notes, corresponding to the second drawing box.




Two horizontal lines for writing field notes, corresponding to the third drawing box.


Three horizontal lines for writing field notes, corresponding to the fourth drawing box.

Use this page to write field notes for the different seeds you see. Draw the seed in the box and write your notes on the lines.






Use this page to write field notes for the different seeds you see. Draw the seed in the box and write your notes on the lines.



Two horizontal lines for writing field notes, corresponding to the first drawing box.


Three horizontal lines for writing field notes, corresponding to the second drawing box.




Two horizontal lines for writing field notes, corresponding to the third drawing box.


Three horizontal lines for writing field notes, corresponding to the fourth drawing box.


Use this page to write field notes for the different insects you see. Draw the insect in the box and write your notes on the lines.







Use this page to write field notes for the different insects you see. Draw the insect in the box and write your notes on the lines.







Use this page to write field notes for the different insects you see. Draw the insect in the box and write your notes on the lines.







Use this page to write field notes for the different flowers you see. Draw the flower in the box and write your notes on the lines.







Use this page to write field notes for the different flowers you see. Draw the flower in the box and write your notes on the lines.







Use this page to write field notes for the different flowers you see. Draw the flower in the box and write your notes on the lines.







Use this page to write field notes for the different leaves you see. Draw the leaf in the box and write your notes on the lines.







Use this page to write field notes for the different leaves you see. Draw the leaf in the box and write your notes on the lines.







Use this page to write field notes for the different leaves you see. Draw the leaf in the box and write your notes on the lines.







Use this page to write field notes for the different tracks you see. Draw the track in the box and write your notes on the lines.







Use this page to write field notes for the different tracks you see. Draw the track in the box and write your notes on the lines.





Use this page to write field notes for the different tracks you see. Draw the track in the box and write your notes on the lines.





Weather Journal



SUN

MON

TUES

WED

THURS

FRI

SAT

PREDICTED
TEMPACTUAL
TEMPPREDICTED
WEATHERACTUAL
WEATHER

SUN

MON

TUES

WED


THURS


FRI

SAT

PREDICTED
TEMPACTUAL
TEMPPREDICTED
WEATHERACTUAL
WEATHER

Weather Journal

	SUN	MON	TUES	WED	THURS	FRI	SAT
PREDICTED TEMP							
ACTUAL TEMP							
PREDICTED WEATHER							
ACTUAL WEATHER							

	SUN	MON	TUES	WED	THURS	FRI	SAT
PREDICTED TEMP							
ACTUAL TEMP							
PREDICTED WEATHER							
ACTUAL WEATHER							

Weather Journal



SUN

MON

TUES

WED

THURS

FRI

SAT

PREDICTED
TEMPACTUAL
TEMPPREDICTED
WEATHERACTUAL
WEATHER

SUN

MON

TUES

WED

THURS

FRI

SAT

PREDICTED
TEMPACTUAL
TEMPPREDICTED
WEATHERACTUAL
WEATHER